
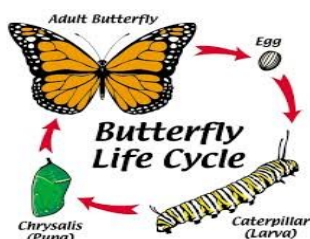
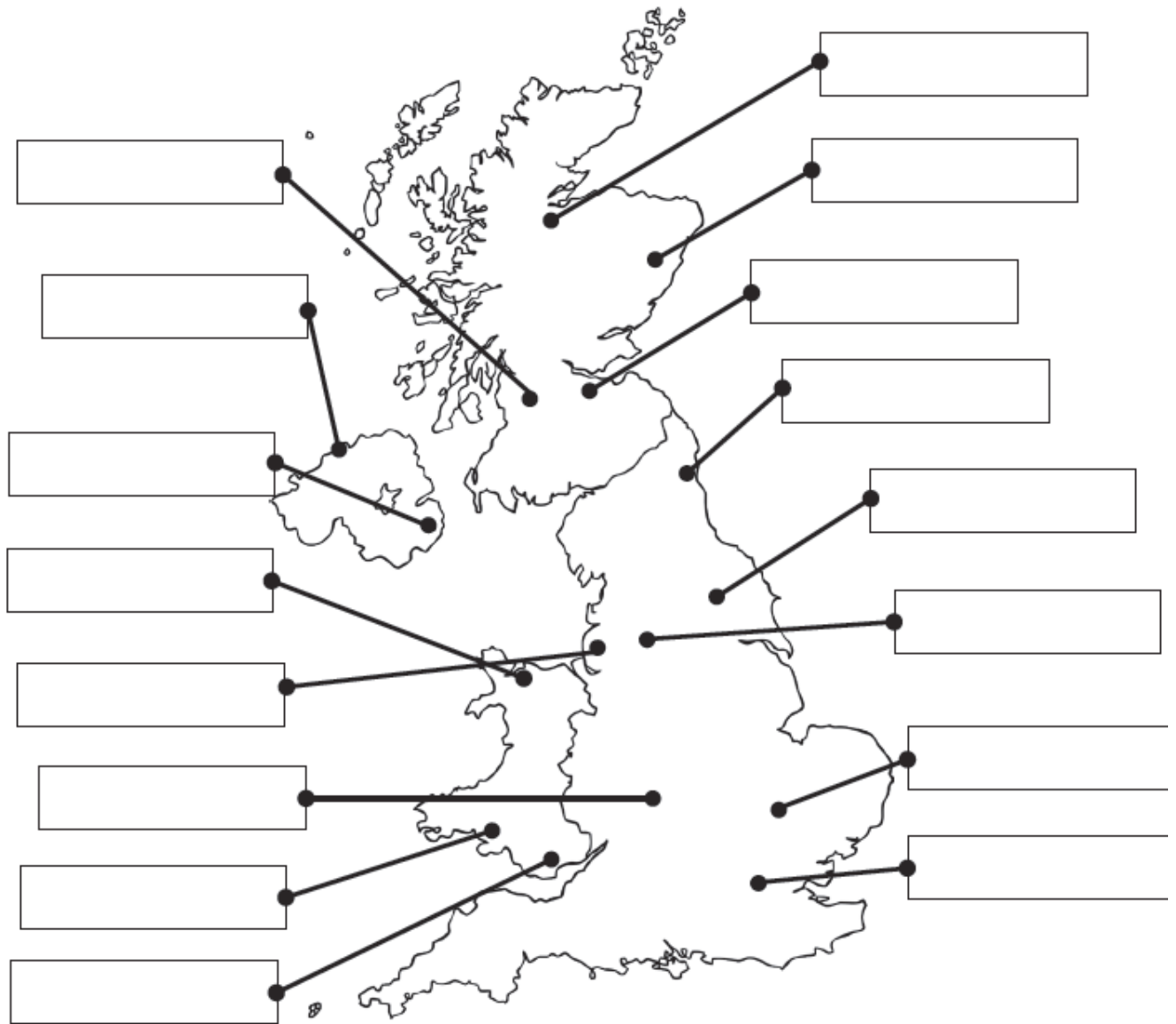


### Summer Term 2 Week 3 Activities

1. Science- Find out about the life cycle of a chosen minibeast. Draw scientific diagrams to record the life cycles observed, labelling each stage and making simple annotations to describe what happens.
2. PSHCE- <https://www.rlss.org.uk/drowning-prevention-week> <http://durham.gov.uk/watersafety> <https://www.rlss.org.uk/Pages/Category/water-safety-information> <https://rnli.org/youth-education> This week is drowning prevention week. Use the websites to help you to do a poster. Remember there is a competition.
3. French- Go onto the Language Angels website. Complete Je Peux lesson 3. The username is SouthS1367 and the password is lahome. Once you have spent some time looking at the lesson on the power point complete the worksheet which you think is most appropriate for you.
4. Art-Look at a range of Charles Darwin's highly detailed drawings of insects and creatures made during his investigations. Choose a deadly minibeast to draw with close attention to detail, adding tone and texture using pencil, or colour using watercolour paint.
5. Geography- Fill in the names of the cities on the map of the United Kingdom. See if you can find out what county the main cities are in.
6. Music- Follow the link and see if you can join in with the rhythm. <https://www.youtube.com/watch?v=VeDKWhUApRk>



Can you locate these cities on your map? Don't forget to label with capital letters!



London	Cardiff	Edinburgh	Belfast	Cambridge
York	Newcastle	Manchester	Birmingham	Glasgow
Aberdeen	Swansea	Derry-Londonderry	Bangor	Inverness
				Liverpool